

# OVERVIEW CONVEYORS




### Big Bag Conveyor

The Big Bag Conveyor is a horizontal wooden chain conveyor that transports FIBC (Flexible, Intermediar, Bulk, Containers) bags. The beams are made of hard tropical wood (Bankirai). It is possible to transport the conveyor with a forklift. The conveyor can be fully loaded with big bags. It is possible to pick up bags from the conveyor from all angles. All safety guards are constructed of stainless steel. This product can be adjusted to customer demands.


### Bag Incline Conveyor

The Bag Incline Conveyor transports a bag from ground level up to shoulder height or to truck height. The conveyor is flat and it is adjustable in height by lifting up the conveyor manually. The legs are adjustable in height and can be locked with a stainless steel pin. The maximum discharge height is 2000.



### Sewing / Sealing Conveyor

The Sewing Conveyor consists of a stainless steel transport conveyor. It is designed to transport bags in combination with a sewing- or sealing machine. A filling machine fills the bags. The bags are placed on the conveyor. When the bags are perfectly positioned at the end of the conveyor, the bags will be closed by a sewing or a sealing machine. This product can be adjusted to customer demands.



### Elevator

The stainless steel elevator is designed for vertical transport. It transports materials from ground level to different heights. The height of the elevator is 3000mm up to 35000 mm. An intake hopper is used to fill the elevator. The capacity of the elevator is 20 to 250 ton per hour with a density of 1 Ton per 1 m<sup>3</sup>. This product can be adjusted to customer demands.



### Transport Conveyor

The Transport Conveyor transports powder and granular materials. The material is discharged into the hopper of the conveyor. A stainless steel chute at the end of the conveyor discharges material downwards. The transport conveyor has a capacity of 160 Ton/m<sup>3</sup> per hour. This product can be adjusted to customer demands.



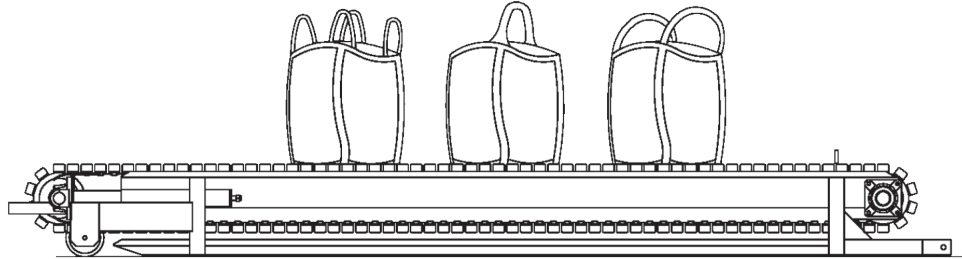
Manufacturer of Blending,

Bagging and Transport equipment

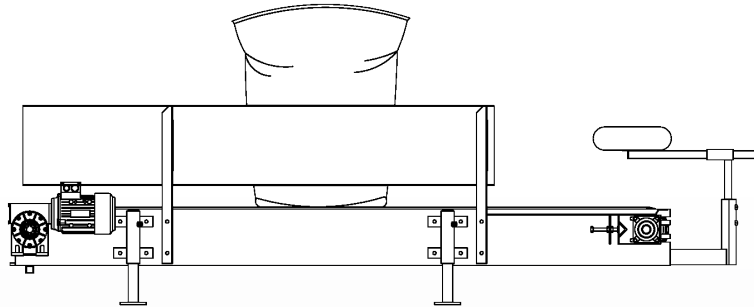
EMT - Molenpad 10,  
1756 EE 't Zand N.H.  
The Netherlands

Tel.: +31 (0)224 591213  
www.emt.tech  
email: emt@emt.tech

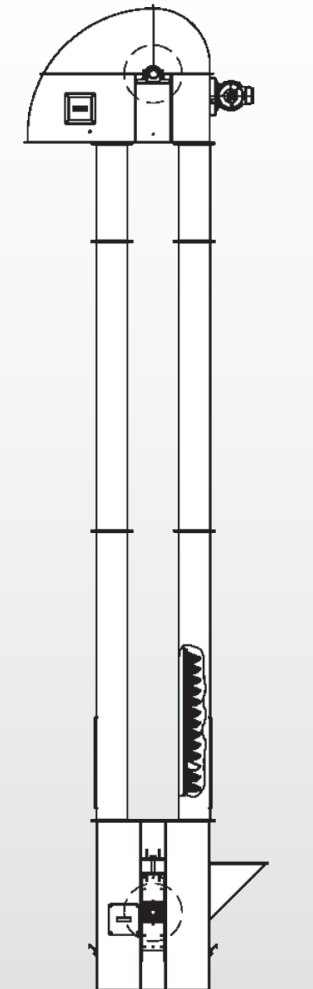
Big Bag Conveyor



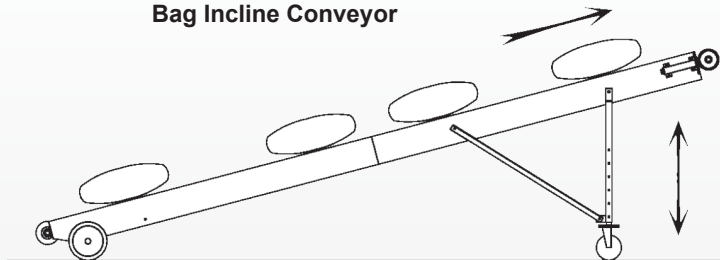
Sewing/ Sealing Conveyor



Elevator



Bag Incline Conveyor



Transport Conveyor

